



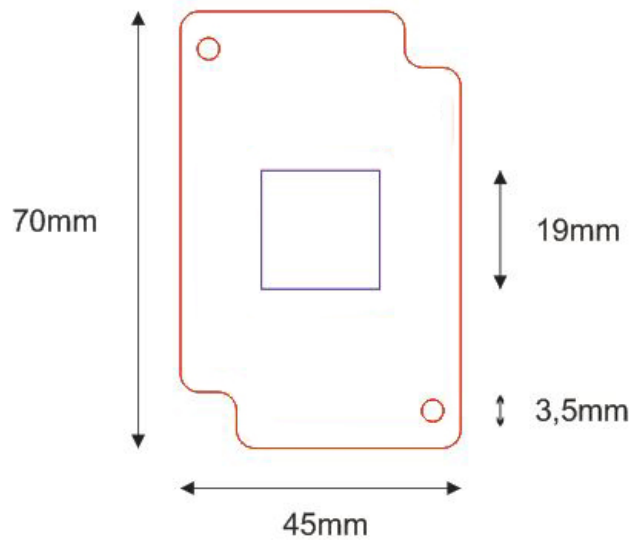
Panel Terrain Airbus A320  
*A320 Terrain panel*

Datos técnicos:

*Technical data:*

Las medidas del producto (ancho x alto x profundidad) son: 45 x 70 x 6 mm.

*The measurements of the product (width x height x depth) are: 45 x 70 x 6 mm.*

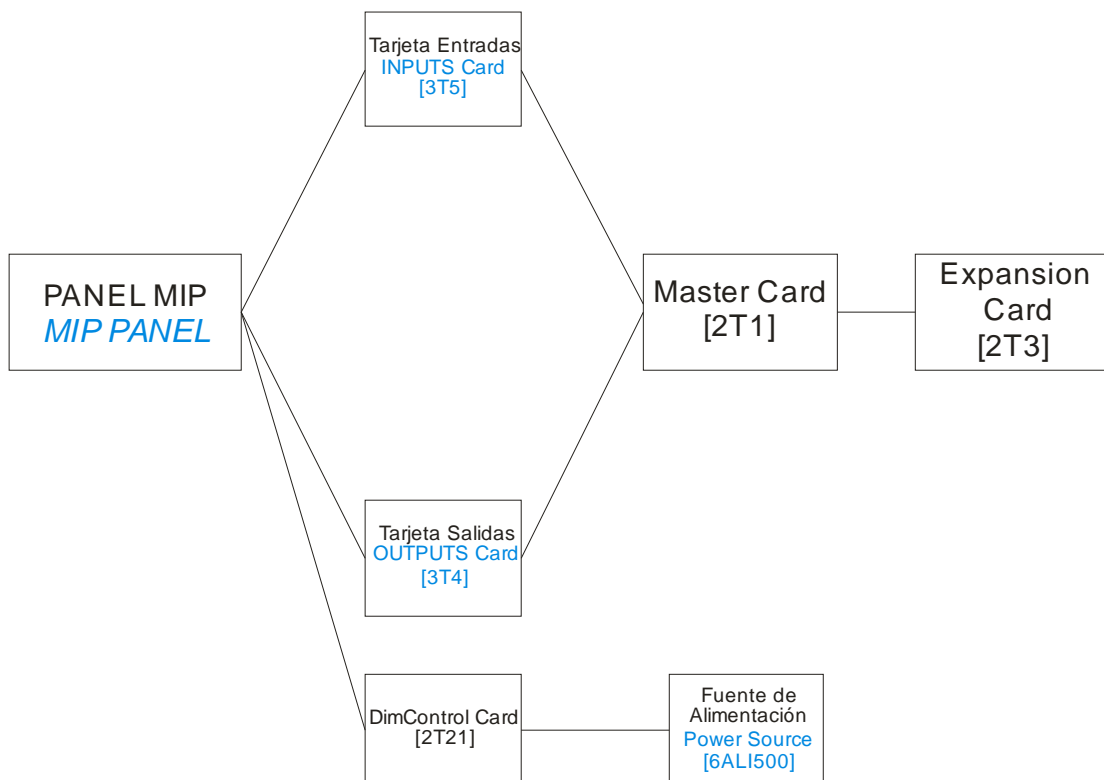


Datos de Montaje:

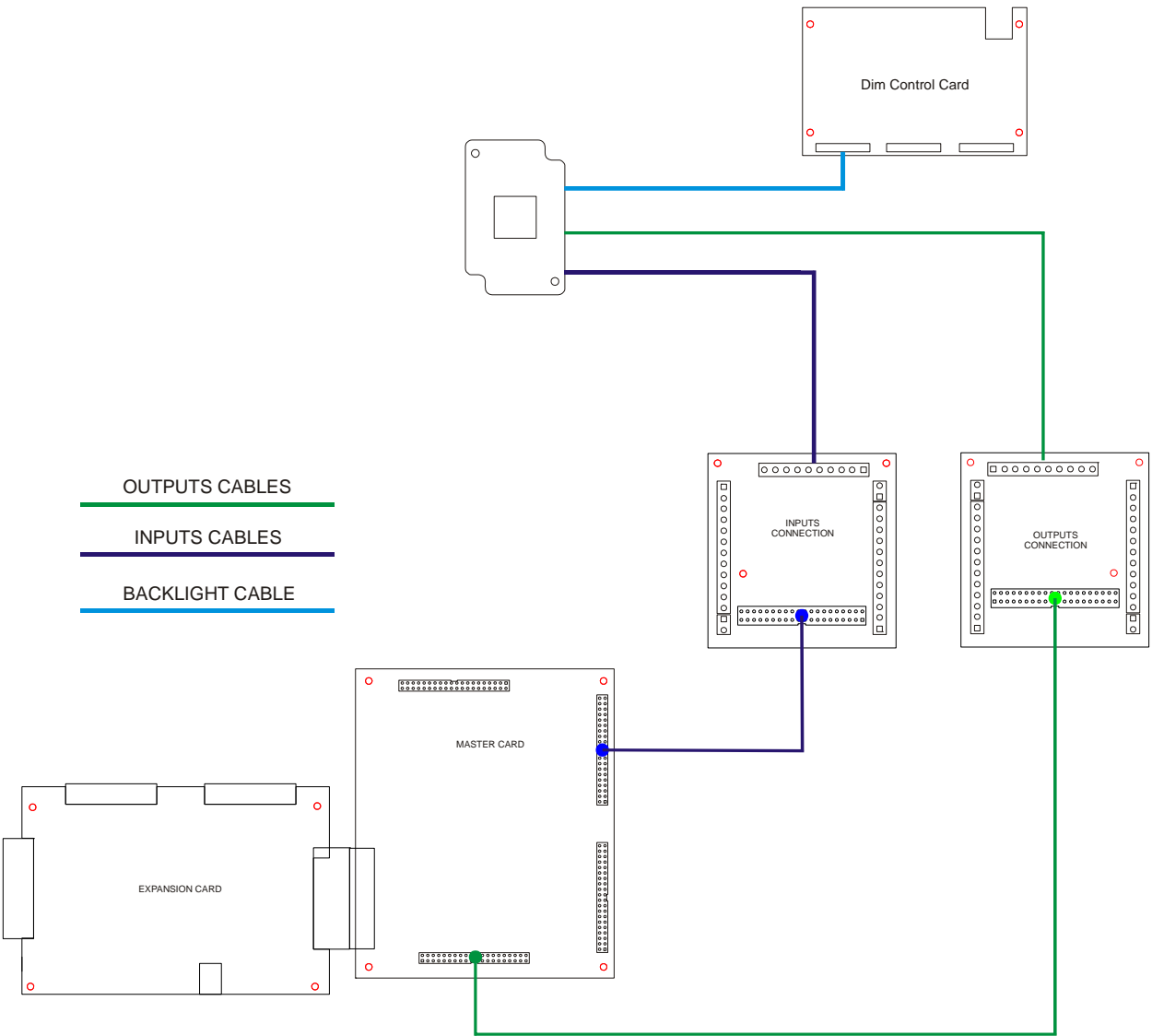
*Assembly data:*

Esquema de montaje:


*Assembly scheme:*



\* Ejemplo de cableado del panel.  
*Panel wiring example.*



**POLARIDAD RETROILUMINACIÓN  
BACKLIGHT POLARITY**



\* Atornillar los tornillos del panel en la estructura MIP.

*Fix the panel screws into the MIP structure.*

\* Cablear el panel a las tarjetas de entrada y salida.

*Wiring the panel to the input and output cards.*

Precaución:

*Caution:*

\* Montar y fijar adecuadamente el panel.

*Mount and fix the panel properly.*

\* Panel comprobado para funcionar a la tensión de salida que proporciona la tarjeta master.

*Panel checked to operate at the output voltage provided by the Opencockpits Master Card.*

Declaración de entradas y salidas:

*I/O declaration:*

//Salidas - Outputs

VAR XXX, NAME TERRAINUP, LINK IOCARD\_OUT, DEVICE X, OUTPUT XX

VAR XXX, NAME TERRAINDOWN, LINK IOCARD\_OUT, DEVICE X, OUTPUT XX

//Entradas - Inputs

Var XXX, NAME TERRAIN, Link IOCARD\_SW, DEVICE X, Input XX